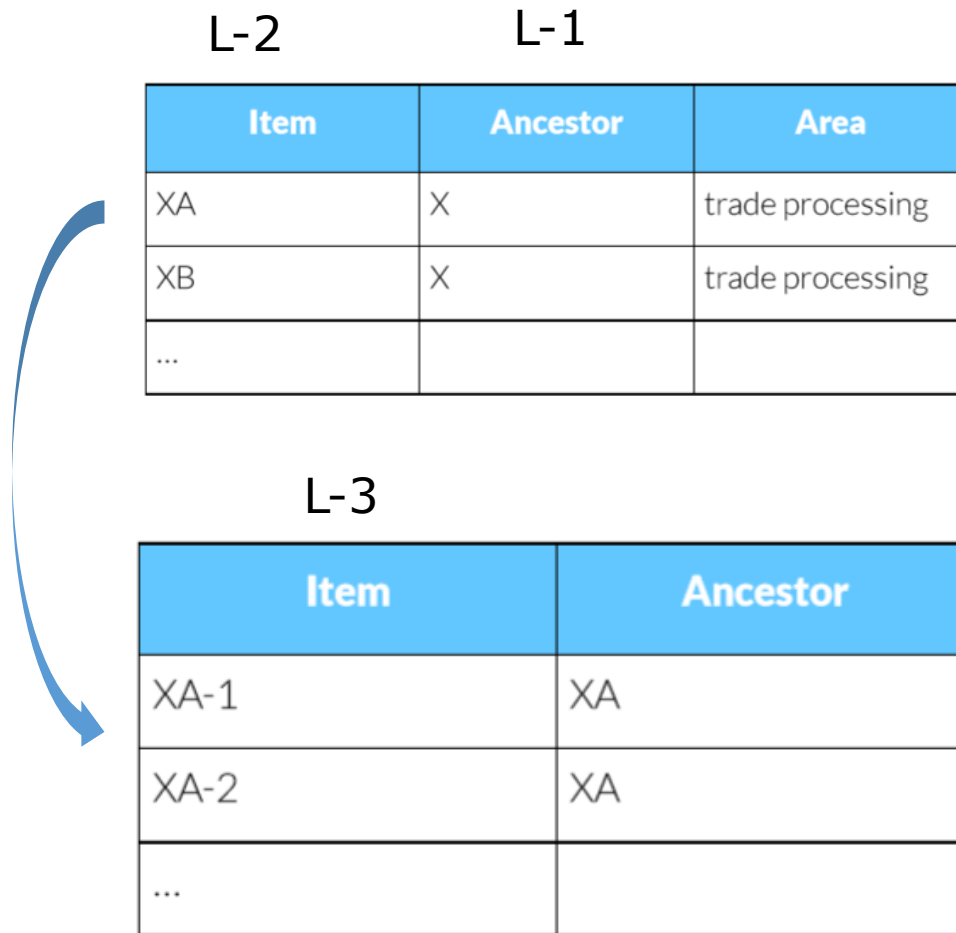


LeSS Guides: *Product Backlog*

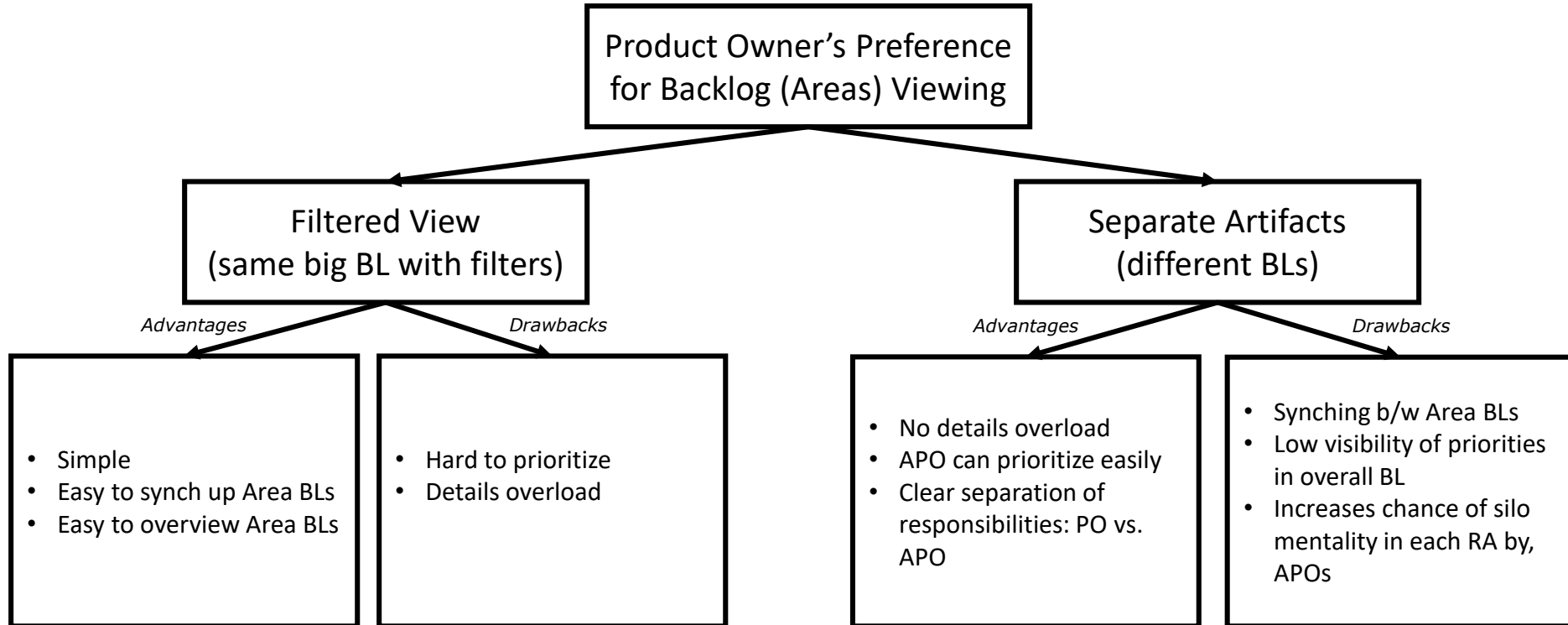
Backlog: Levels of Splitting



Sourced from: <https://less.works/resources/learning-resources/books>

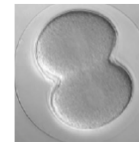
LeSS (Huge) Guides: *Product Backlog*

Pros & Cons of Filtered Views vs. Separate Artifacts



Remove the Ancestor

Removing the ancestor from the Product Backlog is like cell division (cytokinesis); the ancestor is replaced by the new items. Advantages? The first is simplicity: The backlog structure remains simple and no extra effort is required to link a parent with children. A second and subtler advantage:



The new items are naturally or obviously prioritized independently from each other and from their ancestor.

Sourced from: <https://less.works/resources/learning-resources/books>

LeSS (Huge) Guides: *Product Backlog*

Pros & Cons of Filtered Views vs. Separate Artifacts

Pros and Cons of Filtered Views versus Separate Artifacts

Filtered Views—Advantages: (1) simple, (2) no synchronization issues, (3) easy to keep overview. **Drawbacks:** (1) filters make prioritization harder, (2) Product Owner sees all details of all areas, which at first might seem an advantage but drowns her in details and can lead to the temptation of “micromanaging” priorities in an area, creating conflict in responsibility between the PO and APOs.

Separate Artifacts—Advantages: (1) Overall Backlog stays at higher level and then the PO doesn't drown in details, (2) APO can easily prioritize his backlog, (3) Supports clear separation of responsibilities between PO and APOs. **Drawbacks:** (1) Synchronization between different backlogs, (2) Priority differences not visible in overall Product Backlog, (3) Increased chance of silo mentality in each area rather than APOs caring about whole-product focus.

Sourced from: <https://less.works/resources/learning-resources/books>