







Nureva™ Span™ hardware

Span hardware creates a near-immersive virtual environment for creative teamwork. The system components bring to life a digital canvas that transforms any group space into an effective environment for generating, sharing and iterating ideas.

Hardware components

<p style="text-align: center;">Panoramic projector</p>  <p>Incorporates solid-state illumination (SSI) for effective, low-maintenance operation. Each panoramic projector offers an unprecedented, ultrawide collaboration space measuring 10' x 4' (3.1 x 1.2 m) and 130" (3.3 m) on the diagonal.</p> <ul style="list-style-type: none"> • 16:6 aspect ratio • 0.25 throw ratio • 1800:1 (native)/10,000:1 (APM) contrast ratio • 3,000 lumens • 25,000 hours of life 	<p style="text-align: center;">Adjustable projector mount</p>  <p>Allows for easy and secure installation in any meeting room or group space. The mount swivels and tilts via front-facing controls for effortless alignment and image sizing.</p> <ul style="list-style-type: none"> • Aluminum extrusion • Single stud support • Knob-controlled adjustment
<p style="text-align: center;">Touch module</p>  <p>Enables simultaneous multiuser and multitouch interaction with digital content across 10' (3.1 m) of virtual canvas.</p> <ul style="list-style-type: none"> • Red laser alignment • Two-knob adjustment • 9-point auto calibration 	<p style="text-align: center;">Optional WhisperTek™ surface (sold separately)</p>  <p>Provides a durable, high-performance projection surface for clean, comfortable collaboration.</p> <ul style="list-style-type: none"> • High-pressure laminate for easy finger-and-pen touch, diffusive coating for enhanced projection • 16:6 aspect ratio, bezel free, 1/8" (3 mm) thickness • High-impact and abrasion resistant, 3-year warranty • Lightweight shipping, peel-and-stick application in under 30 minutes



Single system – WM210i	Dual system – WM220i
<p>The Span WM210i system is ideal for transforming any large wall into a feature-rich virtual workspace. Using one projector, teams can view and interact with 10' (3.1 m) of the available 40' (12.2 m) wide digital canvas.</p> <p>Includes</p> <ul style="list-style-type: none"> • 1 panoramic (16:6) projector and wall mount • 1 touch module • 2 pens • 1 remote 	<p>The dual Span WM220i system delivers double the workspace so teams can view and interact with 20' (6.1 m) of the available 40' (12.2 m) wide digital canvas. Teams see twice as much for deeper immersion, and more participants can work simultaneously at the wall.</p> <p>Includes</p> <ul style="list-style-type: none"> • 2 panoramic (16:6) projectors and wall mounts • 2 touch modules • 1 image-alignment module, customized for 16:6 aspect ratio • 4 pens • 2 remotes

Specifications (WM210i)

	Projector	Projector mount	Touch module	Optional WhisperTek™ surface
Dimensions (W x D x H)	15.1" x 12.1" x 3.4" (38.3 x 30.8 x 8.6 cm)	6.9" x 24.7" x 8.3" (17.6 x 62.7 x 21.1 cm)	5.8" x 1.5" x 1.9" (14.7 x 3.8 x 4.8 cm)	124" x 1/8" x 48" (315.0 x 0.3 x 121.9 cm)
Weight	15.2 lb. (6.9 kg)	8.8 lb. (4.0 kg)	0.5 lb. (0.2 kg)	11.0 lb. (5.0 kg)
Shipping dimensions	20.4" x 16.5" x 12.9" (51.8 x 42.0 x 32.8 cm)	21.1" x 11.8" x 7.5" (53.7 x 30.0 x 19.0 cm)	Accessory kit (included with projector)	20" x 20" x 50" (50.8 x 50.8 x 127.0 cm)
Shipping weight	18.5 lb. (8.4 kg)	10.6 lb. (4.8 kg)	N/A – included with projector	NSUR1-1 (single): 18.0 lb. (8.0 kg) NSUR2-1 (dual): 29.0 lb. (13.0 kg)
Mounting	Interface plate	6-point, single stud	2-point, double-sided adhesive	Double-coated PE foam adhesive
Warranty	3 years	3 years	3 years	3 years

Contact us

sales@nureva.com
Phone 403.699.9781

Available from